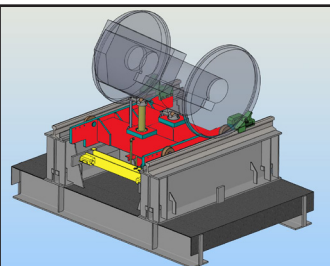

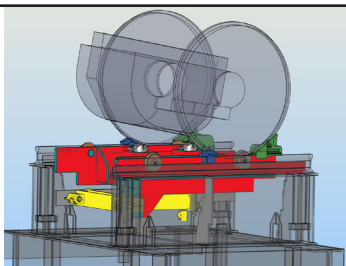


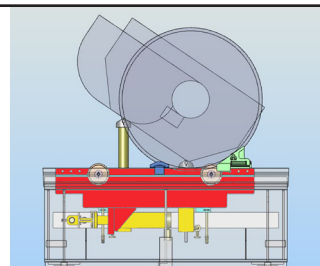
TRACTION MOTOR DOLLY FOR EMD SD70ACe LOCOMOTIVES



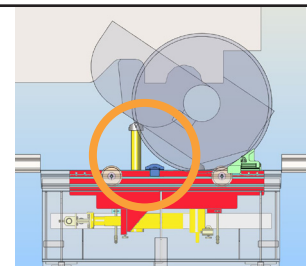
The TMD is placed on the drop table service top.



Existing wheel chocks are placed behind the TM wheels. The new sliding wheel chocks are installed on the front side of the TM wheels.



The operator can now disengage the TM from the truck using the vertical cylinder against the casing of the TM, then lower the drop table.



The operator then uses the horizontal cylinder to shift the TM forward, allowing its release from the truck.

Pictured above is a simplified set of renderings depicting the Traction Motor removal process using Handling Specialty's custom designed equipment.